

ECOLINE LE



JOURNEY TOWARDS THE FUTURE

Gülyüz, founded in 1967, has evolved from the early days of wooden-bodied buses into a modern manufacturer of advanced urban transportation solutions.

Located in Bursa, Türkiye, our production facility spans 70,000 sqm and has an annual capacity of up to 700 buses. Approximately 70% of our production is exported—primarily to European markets—while the remaining 30% serves the domestic market.

With over 50 years of experience, Gülyüz stands at the forefront of safety, durability, and engineering excellence. Customer satisfaction and quality are at the core of every vehicle we design and manufacture.

Driven by our experienced team and innovative approach, we continue to grow rapidly, delivering reliable and competitive solutions while responding swiftly to evolving customer needs.



DESIGN & SAFETY

DESIGN & SAFETY

The Ecoline Low Entry has been developed in full compliance with EU Regulation 2018/858 and the latest European safety standards.

The vehicle is equipped with advanced safety systems designed to enhance both driver control and passenger protection, including:

- *EBS (Electronic Braking System)*
- *ELC (Electronic Level Control)*
- *ASR (Acceleration Slip Regulation)*
- *Hill Holder*
- *Emergency Stop Signal*
- *Automatic Headlamp Sensor*

Fully compliant with GSR II regulations, the vehicle also offers GSR III features including ADDW (Advanced Driver Drowsiness Warning).

Additional highlights include:

Full Cybersecurity and Software Update compliance

Engine compartment fire detection and suppression system (ECE R107.10 compliant)

These systems ensure maximum operational safety while meeting future regulatory requirements.



COMFORT

COMFORT




Ecoline Low Entry is designed to maximize passenger comfort and accessibility:

- *Low entry system with 270 mm kneeling capability*
- *Maximum entrance height: 340 mm*

Passenger area features:

- *Ergonomic and comfortable foam passenger seats*
- *Wide interior space and optimized layout*
- *Advanced HVAC system (heating, ventilation, air conditioning)*
- *Modern interior LED lighting system*
- *Parcel racks (luggage shelves) for additional storage*

Despite its high passenger capacity, the vehicle offers best-in-class passenger comfort despite high capacity. The interior layout is optimized to provide dedicated space for priority passengers, ensuring enhanced accessibility and comfort without compromising overall passenger flow, even during peak operation conditions.



OPERATIONAL EFFICIENCY

The Ecoline Low Entry delivers clear operational advantages, enabling operators to achieve higher efficiency and lower total cost of ownership:

Reduced fuel consumption → lower operating costs

Fast and smooth gear shifting → enhanced driving comfort and reduced driver fatigue

Best-in-class passenger comfort, even at high capacity

Optimized interior space utilization for maximum efficiency

Advanced safety systems with full compliance to GSR II and readiness for GSR III

By combining efficiency, capacity, and modern technology, the Ecoline Low Entry provides a cost-effective, competitive, and future-ready solution for public transport operators.

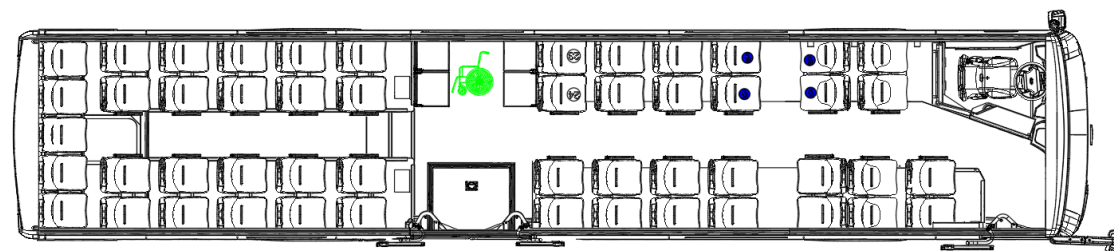
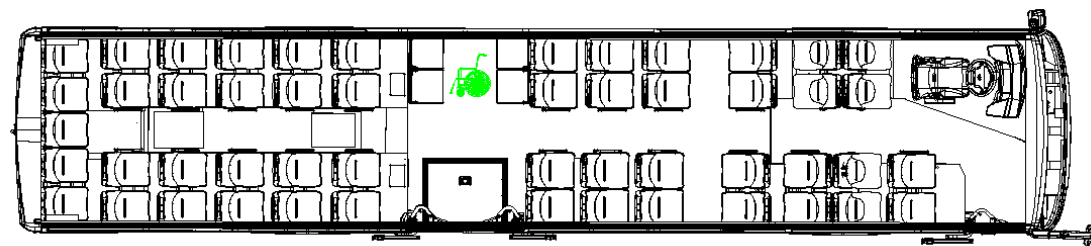
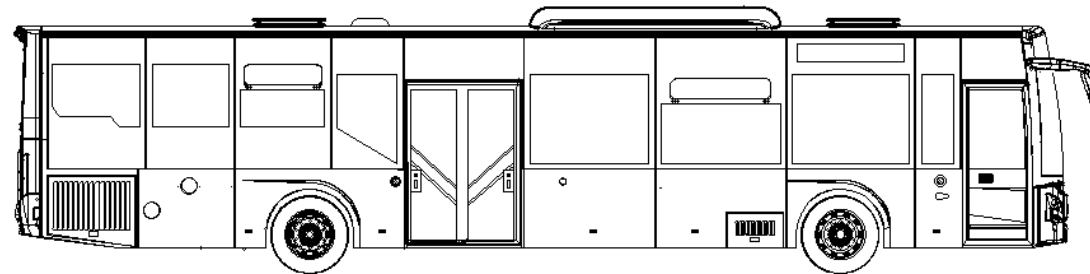
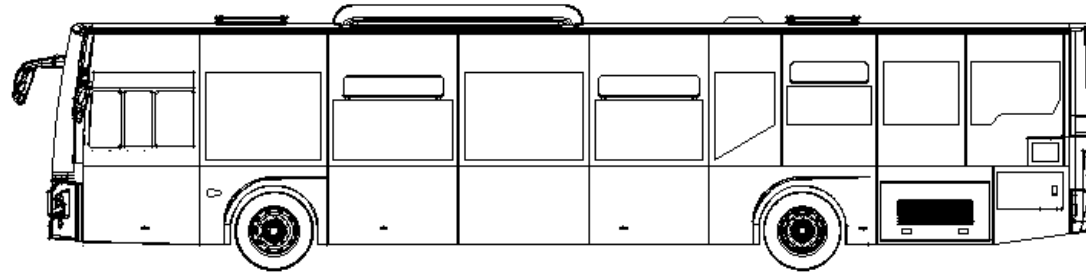


TECHNICAL DETAILS	
Engine	MERCEDES OM 936 LA
Power	220 kW (300 hp) Euro 6
Swept volume	7,7 liters
Max. Torque	1200Nm @1400 rpm
Fuel Consumption	170 (g/kWh)
Transmission	ZF ECOLIFE II, 6AP Automatic with integrated inarder 6 forward, 1 reverse
Front axle	ZF RL 82 EC
Rear axle	ZFA 133
ECOLINE LE 13	•
ECOLINE LE 12	•

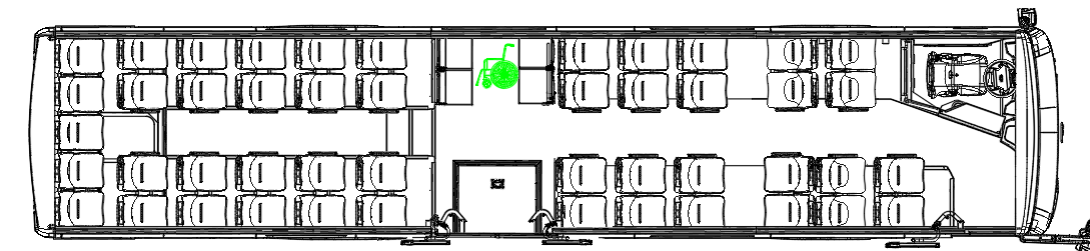
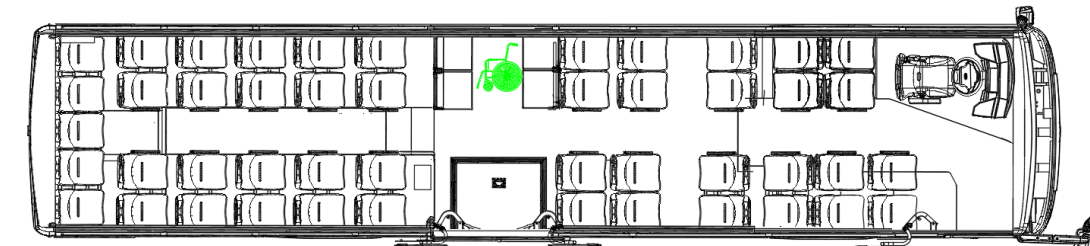
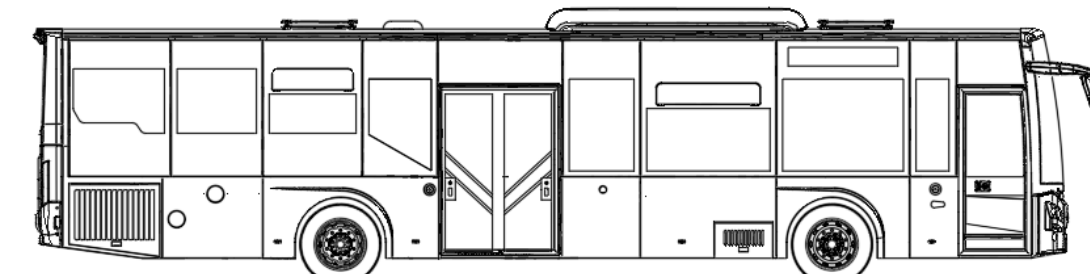
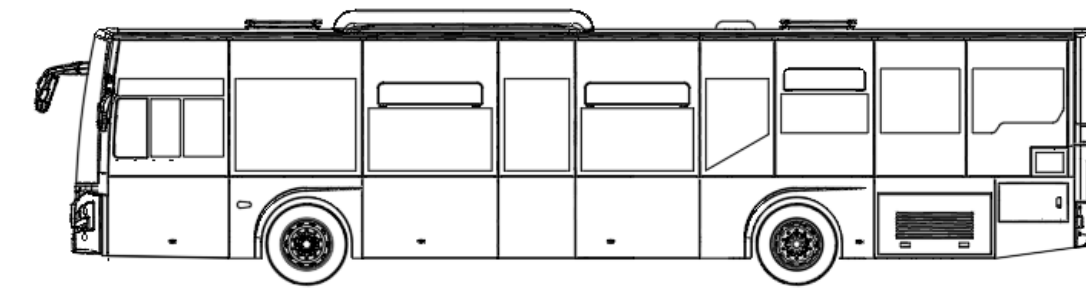
OPTIONS	
1.Aluminium rims	12.Multicolor destination board
2.Tyre options	13.Radio/Mp3
3.Central lubrication	14.Smart Tachograph+OSNMA
4.Rooftop A/C Heating	15.LCD monitor
5.Preheater	16.LED stop sign
6.Driver seat heating	17.Microphone driver's (swan neck)
7.Driver seat Grammer	18.USB chargers
8.Passenger seats options	19.Mobile DVR
9.Mother and child seat	20.Electrically controlled sunvisor
10.Stainless steel handrails	21.Flooring options
11.Mobile NVR camera preparation	22.Foldable mirrors

ECOLINE LE	12.8	12.1
Overall length	12.800 mm	12.110 mm
Overall width	2.500 mm	2.500 mm
Overall height (inc. A/C)	3.220 mm	3.220 mm
Wheelbase	6.510 mm	5.820 mm
Front overhang	2.735 mm	2.735 mm
Rear overhang	3.550 mm	3.550 mm
Inside height	2.530mm	2.530mm
Front axle capacity	6.500 kg.	6.500 kg.
Rear axle capacity	13.000 kg.	13.000 kg.
Gross vehicle weight	19.500 kg.	19.500 kg.
Unladen weight	11.970 kg.	11.650 kg.
Total passenger capacity	1/102	1/101
Seating / Standees (with 1 wheelchair)	37/100, 39/100, 41/100, 43/99, 45/98, 47/96, 49/95, 51/94	37/100, 39/99, 41/98, 43/96, 45/92, 47/91
Wheelchair area	1-2	1-2
Fuel tank capacity	300 Lt.	300 Lt.
Ad-blue tank capacity	25 Lt.	25 Lt.
Tyres	275/70R/22,5	275/70R/22,5
Rims	8,25x22,5	8,25x22,5
Air condition	40 kW	40 kW

ECOLINE LE 12.8



ECOLINE LE 12.1





GÜLERYÜZ

Güteryüz Otomotiv Sanayi ve Ticaret A.Ş.
Engürücük Köyü 16600 Bursa / TURKEY

T. +90 224 524 85 10-18 F. +90 224 524 86 86
info@guleryuz.com www.guleryuz.com